

Satisfying
CUB SCOUT ADVENTURE
and **SCOUTING BSA MERIT**
BADGE requirements at the
National WWI Museum and
Memorial



A WWI-era Boy Scout in his uniform that includes a campaign hat, tunic medals and leggings.


CUB SCOUT ADVENTURES

Lion Cub Scouts

Lion's Honor 5: Participate in an outing. *Visit the National WWI Museum and Memorial with your family or den!*

Tiger Cub Scouts

Family Stories 3: Visit your public library to find out information about the heritage of some of your family members. *Visit the Edward Jones Research Center to learn about family members who participated in the First World War.*



Stories in Shapes 1: Visit an art gallery or a museum, explore an art website, or visit your library.

Stories in Shapes 2: Look closely at some art with your den or a family member. Decide what you like about the art and share your ideas with the other Tigers. *View many paintings in Exhibit Hall and Memory Hall and discover portraits throughout the Main Gallery. Don't forget the sculpture in the Memorial Courtyard, the Guardians of the Flame at the top of Liberty Memorial Tower and the Great Frieze.*

Tiger Tales 7: Visit a historical museum or landmark.

Wolf Cub Scouts

Collections & Hobbies 3: Visit a show or museum that has collections or models.

Hometown Heroes 6: Participate in or create an event that celebrates hometown heroes. *Visit the Museum and Memorial during its annual Memorial Day and Veterans Day events to recognize our military.*



Special ceremonies honor U.S. veterans and their military service.

Bear Cub Scouts

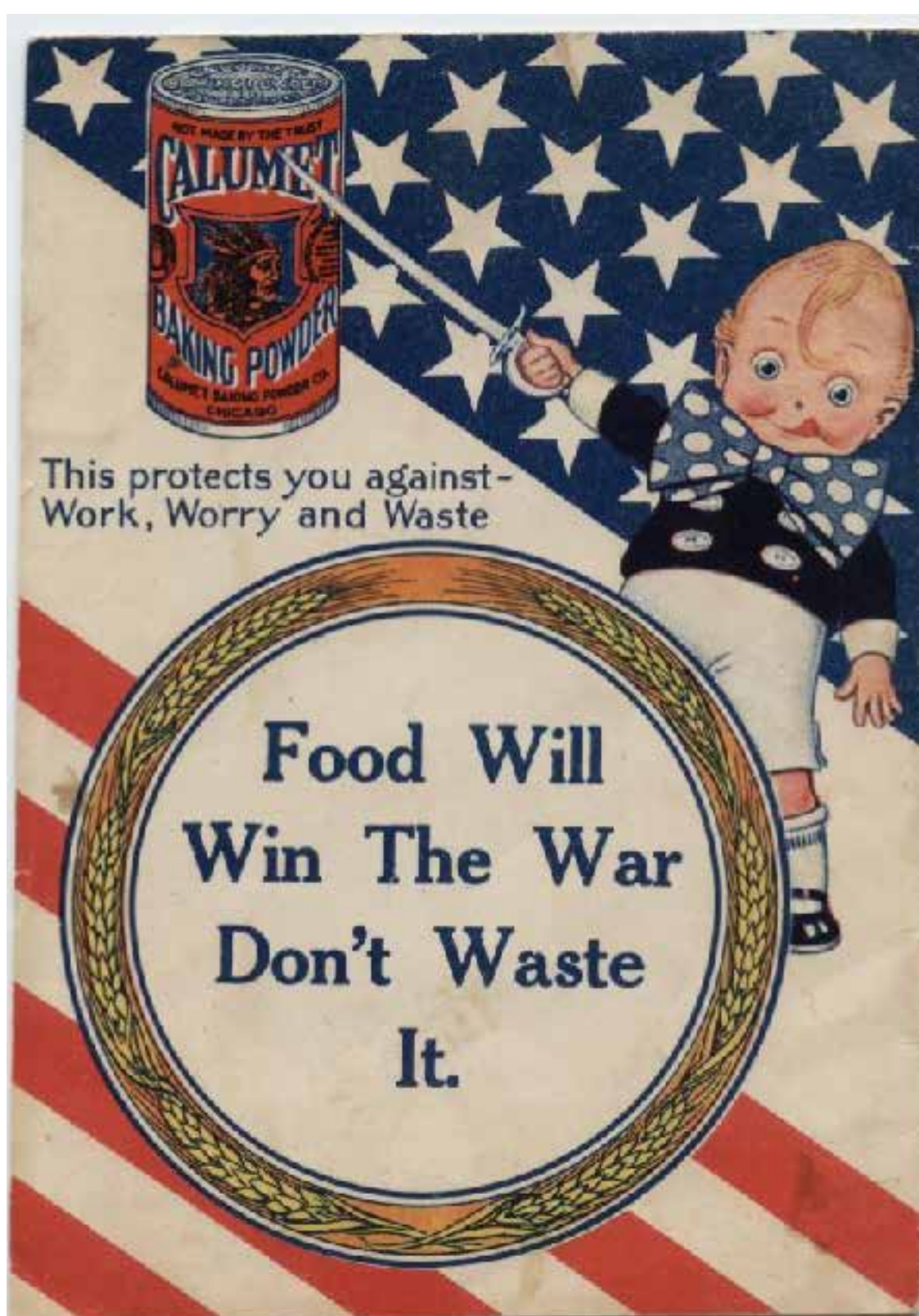
Paws for Action 2A: Find out about TWO famous Americans; share what you learned.

***Discover** the stories of many famous Americans in the Main Gallery, Exhibit Hall, Memory Hall and the Edward Jones Research Center.*

Paws for Action 2B: Find out where places of historical interest are located in or near your community, town or city. Go and visit one of them with your family or den.

Paws for Action 4B: Participate in a patriotic community parade or other civic event that honors our country. *The Museum and Memorial offers many community events throughout the year; **check our calendar** at theworldwar.org to find out when they're happening.*

Bear Picnic Basket 4: With the help of an adult, select a recipe to prepare in a kitchen for your den or your family. Help to select the needed ingredients, perhaps from a garden, grocery store, or farmers' market. Cook and serve your planned meal. Clean up after the preparation and cooking. **Visit** *the online exhibition War Fare: From the Homefront to the Frontlines to discover vintage recipes updated for the modern era.*



During WWI, cooks were taught to conserve food and substitute ingredients so wheat could be sent to the military overseas.

Critter Care 2: Make a poster or PowerPoint presentation explaining three ways that animals can help people. Share the poster or presentation with your den, pack, or family. Find examples of animals that helped in the war throughout the Main Gallery.

Research the stories of animal helpers with the Online Research Database at theworldwar.org.



Animal labor was critical to the war effort; here dogs pull machine gun carts for Belgian soldiers.

Webelo Scouts

Art Explosion 1: Visit an art museum, gallery, or exhibit. Discuss with an adult the art you saw. What did you like?

*You'll **find art** throughout the Main Gallery, in Exhibit Hall, Memory Hall and the Memorial Courtyard. Don't forget the Great Frieze!*

Art Explosion 3A: Draw or paint an original picture outdoors, using the art materials of your choice. ***Get inspired** by views of the Liberty Memorial Tower and the cityscape from the grounds of the Museum and Memorial.*

Art Explosion 2H: Using a camera or other electronic device, take at least 10 photos of your family, a pet, or scenery. Use photo editing software to crop, lighten or darken and change some of the photos. ***Take photos inside and outside the Museum and Memorial.***



Official photographer at Meungain France. Aug. 24, 1918.

Capture some history like this official WWI photographer.

Build My Own Hero 4: Learn about a real-life hero from another part of the world who has helped make the world a better place. *Find* examples throughout the Museum and Memorial or do some research in the Edward Jones Research Library.

Into the Woods 5: With your den, take a walk and identify useful things made from wood. *Consider* objects found throughout the Main Gallery, Exhibit Hall and Memory Hall made of wood. How were they used in the war? Why were they made of wood? Would they still be made of wood if made today?

Maestro 2D: Teach your den the words and melody of a song. Perform the song with your den at your den or pack meeting.

Listen to *WWI-era songs in the Main Gallery Reflections booths. Find sheet music in the Online Collections Database at theworldwar.org.*

Arrow of Light Scouts

Building a Better World 2: Learn about and describe your rights and duties as a citizen and explain what it means to be loyal to your country. **Explore** the *West Gallery to find examples of rights and duties of American citizens during WWI. Were they the same for all people?*

REGISTRATION CERTIFICATE
This is to certify that in accordance with the Selective Service Proclamation of the President of the United States

FRED BOIEN
(First name) (Middle name) (Last name)

3424 POPPLETON; OMAHA
(Place of residence)
(This will be identical with line 2 of the Registration Card)

has been duly registered this 27 day of APRIL, 1917

Donald Sherwood
(Signature of registrar)

Registrar for Local Board 5 Omaha Neb.
(Number) (City or county) (State)

THE LAW REQUIRES YOU TO HAVE THIS CARD IN YOUR PERSONAL POSSESSION AT ALL TIMES

D. S. S. Form 2 (Revised 6/9/41) 16-21631

In 1917, a new U.S. civic responsibility was introduced when the Selective Service Act required all men aged 21-45 to register for military service.

SCOUTS BSA MERIT BADGES

American Cultures Rqt. 1e: Go to a library or museum to see a program or exhibit featuring one group's traditions. Report on what you see and learn. *View the public program calendar at theworldwar.org to see upcoming lectures at the Museum and Memorial. Many explore unique groups and their contributions to the war.*



Cpl. A. Martinez received the Distinguished Service Cross for extraordinary heroism in action.

American Cultures Rqt. 4: Tell about a contribution made to our country by three different people, each from a different racial, ethnic, or religious background.

***Find** information about African Americans, Choctaw Code Talkers and immigrants to the United States in the Main Gallery and in the Edward Jones Research Library.*



Native American women Nellie Pete and Jane Waley served in the American Red Cross.

American Heritage Rqt. 2a: Select TWO individuals from American history, one a political leader (a president, senator, etc.) and the other a private citizen (a writer, religious leader, etc.). Find out about each person's accomplishments and compare the contributions each has made to America's heritage.

- *President Woodrow Wilson's portrait is located in the East Gallery at the entrance to Horizon Theater.*
- *A photo of Harry Truman is located to the right of divisional patches in the West Gallery.*
- *Local Medal of Honor recipient John Lewis Barkley's painting is located in the West Gallery near the tank.*
- *Memory Hall paintings include many public and private personalities; use the kiosks to identify the historical figures represented there.*
- *Do additional research in the Edward Jones Research Center or with the Online Research Database at theworldwar.org.*

American Heritage Rqt. 3a (Research):

Select a topic that is currently in the news. Describe to your counselor what is happening. Explain how today's events are related to or affected by the events and

values of America's past. *Much of the 20th and 21st centuries have been influenced by the events of WWI. **See** what connections can be made between WWI events and things happening now; examples can be found throughout the Main Gallery.*

American Heritage Rqt. 3c (Research):

Research your family's history. Find out how various events and situations in American history affected your family. If your family immigrated to America, tell the reasons why. Share what you find with your counselor.

Visit *Visit the Edward Jones Research Center to research family members' involvement in WWI.*

American Heritage Rqt. 4a (Partial): Tell about any Nationally Registered Historic Properties in your area. *The National WWI Museum and Memorial is a Nationally Registered Historic Property. **Find** out its history at theworldwar.org.*

American Heritage Rqt. 4b: Research an event of historical importance that took place in or near your area. If possible, visit the place. Tell your counselor about the event and how it affected local history. Describe how the area looked then and

what it now looks like. **Discover** the history of the National WWI Museum and Memorial online at theworldwar.org. Read about its past and view an interactive timeline.



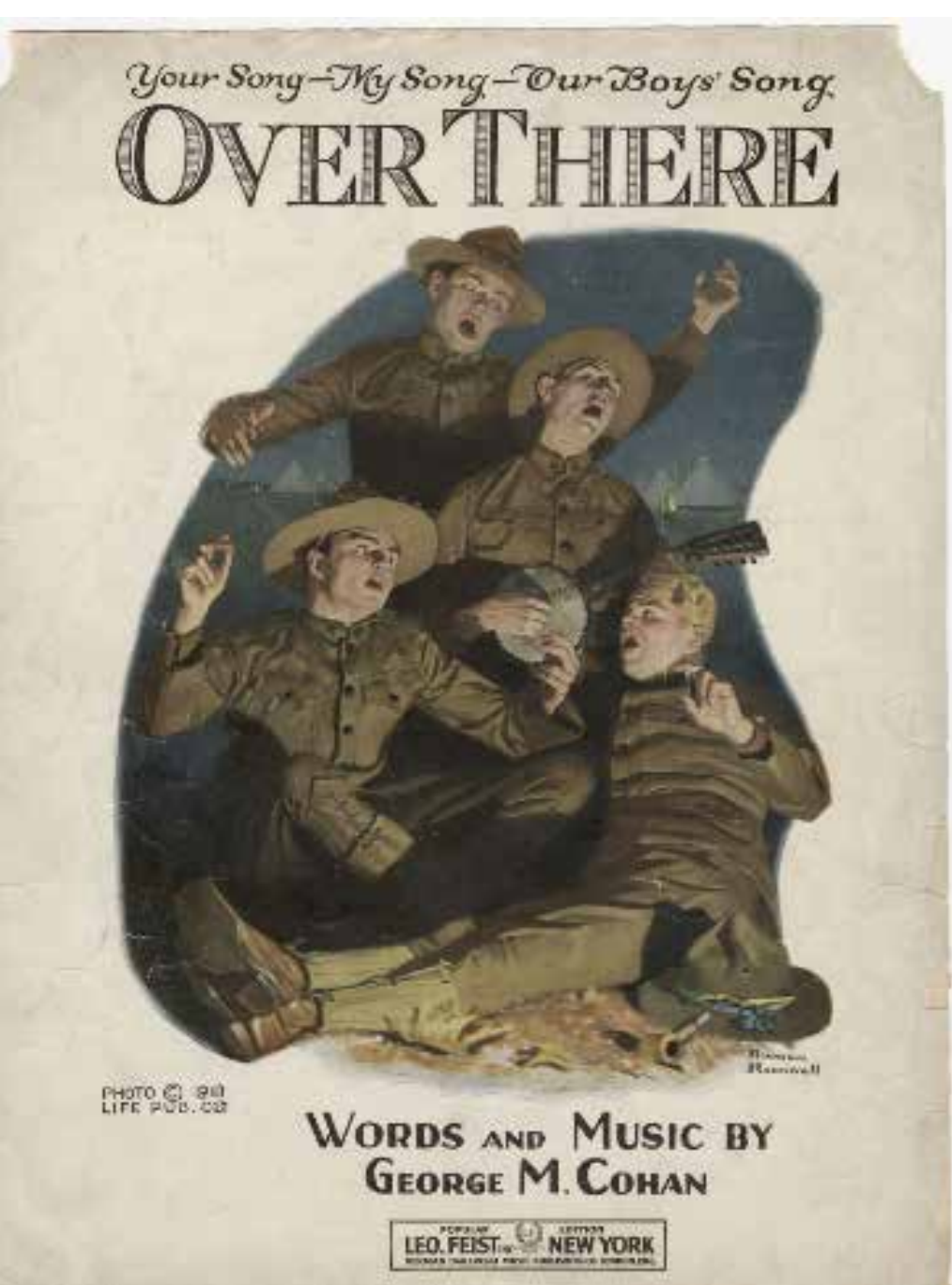
The Liberty Memorial was opened to the public in 1926 with crowds of more than 150,000 people at the dedication.

American Heritage Rqt. 5a: Watch two motion pictures (with the approval and permission of your counselor and parent) that are set in some period of American history. Describe to your counselor how accurate each film is with regard to the historical events depicted and also with regard to the way the characters are portrayed. *There are many full-length films about WWI. **Compare** their stories to the history you discover at the Museum and Memorial.*

American Heritage Rqt. 5b: Read a biography (with your counselor's approval) of someone who has made a contribution

to America's heritage. Tell some things you admire about this individual and some things you do not admire. Explain why you think this person has made a positive or negative contribution to America's heritage. *There are many biographies written about WWI heroes, many of whom are featured in the Museum and Memorial. After reading their story **compare** it to the history you discover during your visit.*

American Heritage Rqt. 5c: Listen to recordings of popular songs from various periods of American history. Share five of these songs with your counselor and describe how each song reflects the way people felt about the period in which it was popular. If a recording is not available, have a copy of the lyrics available. **Listen** to music from WWI in the Main Gallery Reflections booths. Find sheet music in the Online Collections Database at theworldwar.org.



“Over There” is a classic song that inspired Americans to support the war.

Archaeology Rqt. 7a: Visit a museum to observe how artifacts aid in conveying history.

Architecture Rqt. 1a: Tour your community and list the different types of buildings you see. Try to identify buildings that can be associated with a specific period of history or style of architecture. Make a sketch of the building you most admire. *Explore the exterior of the National WWI Museum and Memorial, find out detailed information on the interactive table in the east gallery and take a virtual architecture tour at theworldwar.org.*

Art Rqt. 6: With your parent's permission and your counselor's approval, visit a museum, art exhibit, art gallery or artist's workshop. Find out about the art displayed or created there. Discuss what you learn with your counselor. *Look in the Main Gallery, Exhibit Hall and Memory Hall for examples of art. Consider architectural components of the Museum and Memorial and don't forget to view the Great Frieze on the north side of the building.*



Located on the North Wall, the Great Frieze tells about the end of war and the emergence of a peaceful period.

Citizenship in the Community Rqt. 2a4:

Do the following: (a) On a map of your community or using an electronic device, locate and point out (4) historical or other interesting points of interest.

Citizenship in the Nation Rqt. 2a: Visit a place that is listed as a National Historic Landmark or that is on the National Register of Historic Property. Tell your counselor what you learned about the landmark or site and what you found interesting about it. *The National WWI Museum and Memorial is a National Register of Historic Property site.*

View theworldwar.org for a detailed history.

Digital Technology Rqt. 7a: Explain to your counselor each of these protections and why they exist: copyright, patents, trade-marks, trade secrets. *View the Online Collections Database online at theworldwar.org. Determine what digital collection protections are in place and why they are important.*

Digital Technology Rqt. 9b: Visit a business or an industrial facility that uses digital technology. Describe four ways digital technology is being used there. Share what you learned with your counselor. *Find examples of digital technology used in the Main Gallery and Exhibit Hall.*

Disability Awareness Rqt. 4a: Visit TWO of the following locations and take notes about the accessibility to people with disabilities. In your notes, give examples of five things that could be done to improve upon the site and five things about the site that make it friendly to people with disabilities. Discuss your observations with your counselor.

Genealogy Rqt. 5e: Contact ONE of the following individuals or institutions: (e) A genealogical record repository of any type (courthouse, genealogical library, state or

national archive, state library, etc.) Ask what genealogical services, records, or activities this individual or institution provides, and report the results. *Visit the Edward Jones Research Center to discover what types of research materials are available at the Museum and Memorial.*

Journalism Rqt. 4: Attend a public event and do ONE of the following:

(a) Write two newspaper articles about the event, one using the inverted pyramid style and one using the chronological style.

(b) Using a radio or television broadcasting style, write a news story, a feature story, and a critical review of the event.

(c) Take a series of photographs to help tell the story of the event in pictures. Include news photos and feature photos in your presentation. Write a brief synopsis of the event as well as captions for your photos.

View the public program calendar at theworldwar.org to see upcoming lectures at the Museum and Memorial. Many explore unique groups and their contributions to the war.

Radio Rqt. 7: Visit a radio installation (an amateur radio station, broadcast station, or public service communications center, for example) approved in advance by your counselor. Discuss what types of equipment you saw in use, how it was used, what types of licenses are required to operate and maintain the equipment, and the purpose of the station. *Visit the Museum and Memorial when the WW1USA Amateur Radio group is onsite. Check calendars at theworldwar.org or event dates.*



Sculpture Rqt. 2c: With your parent's permission and your counselor's approval, visit a museum, art exhibit, art gallery, artists' co-op, or artist's studio. After your visit, share with your counselor what you have learned. Discuss the importance of

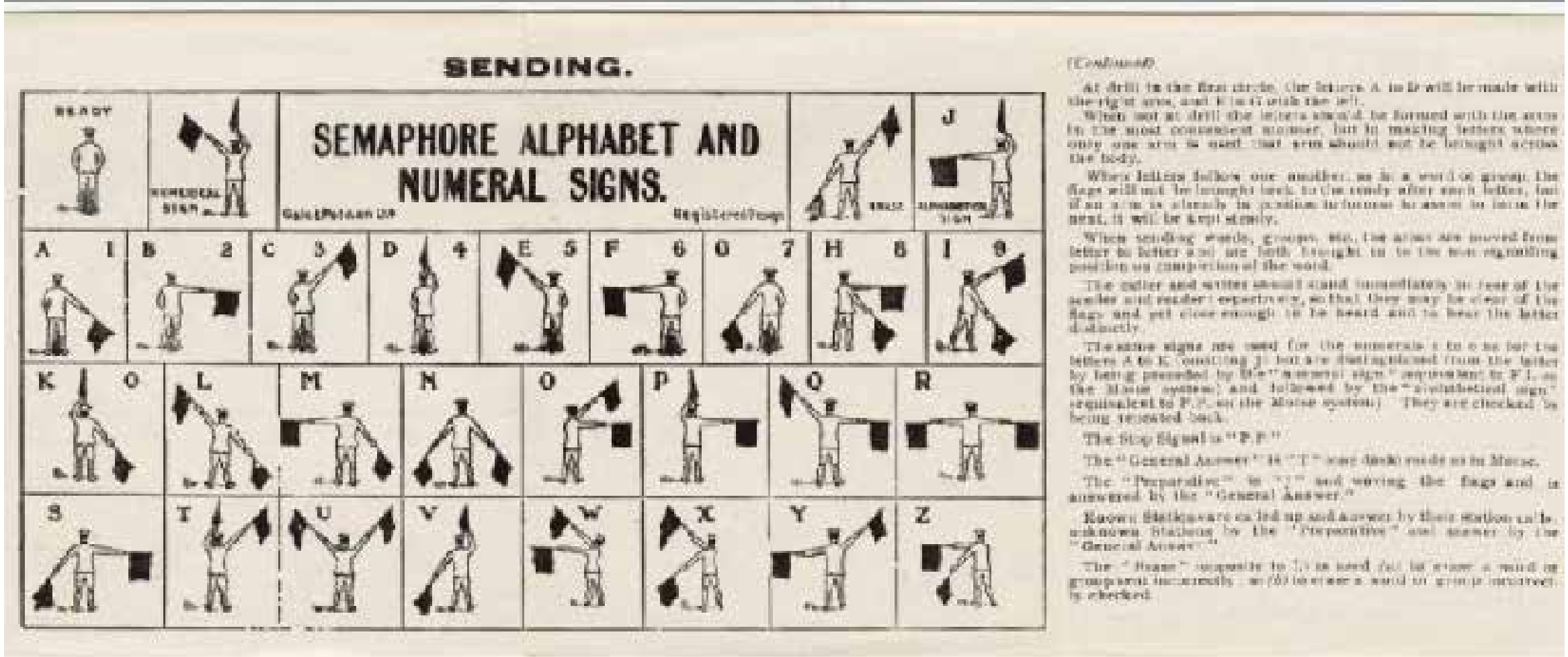
visual arts and how it strengthens social tolerance and helps stimulate cultural, intellectual and personal development.

View *the Great Frieze, Memory and Future on the Memorial Courtyard, and the Guardians of the Flame at the top of the Liberty Memorial Tower.*



View the Guardian Spirits (Honor, Courage, Sacrifice and Patriotism) at the top of the Liberty Memorial Tower.

Signs, Signals and Codes Rqt. 4a: Give your counselor a brief explanation about semaphore, why it is used, how it is used, and where it is used. Explain the difference between semaphore flags and nautical flags. Then do the following: Spell your first name using semaphore. Send or receive a message of six to 10 words using semaphore. **Find** information about semaphore on the interactive table in the West Gallery.



Flash cards helped signalers memorize Semaphore signs.

To schedule a Scout visit to the National WWI Museum and Memorial, please call 816.888.8110.



**THE NATIONAL
WWI MUSEUM
AND MEMORIAL**